

GLR43302SS

2 Channel 433MHz Gigalink™ Receiver with Open Collector Outputs

Features

- Highly sensitive receiver input stage. When used with GLT433... transmitters an operating range of 350 metres (980 ft) is possible
- Open collector output(s)
- Both outputs on the GLR43302SS can be operated simultaneously with the same transmitter
- Crystal controlled for high stability and performance
- Uses micro-controller technology that can be re-programmed to suit unique applications
- Momentary, latching and security latching output modes is user selectable

Applications

- Automatic gates
- Security systems
- Simple on/off functions

Description

The GIGALINK™ GLR43302SS are advanced Remote Control technology available in the world today. GIGALINK™ is an invention that has revolutionised the entire Remote Control technology including Elsema's earlier version of FMT- ... and FMR- ... series. The GLR43302SS state-of-the-art invention brings a new dimension in the world of Remote Control technology in domestic, commercial and industrial applications.

The innovative microcontroller technology replaces the traditional dip switch coding which eliminates any possible code grabbing. Special features such as **over four billion code combinations and ability to program any number of transmitters to a receiver** adds up to the most advanced and secure Remote Control available.

The GLR43302SS has two channel outputs. The outputs are open collector(s) and are switched to ground when the receiver receives the correct code from the GIGALINK™ transmitter.

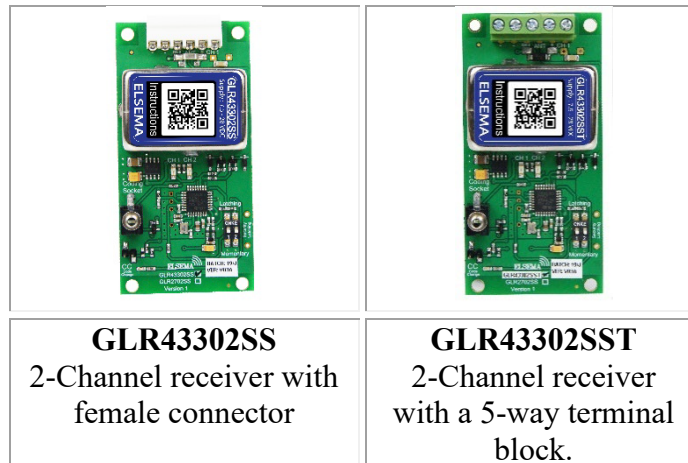
The GLR43302SS is available with either a terminal block or a female connector.

The screw type terminal block is used to connect the supply and the antenna. The ordering code for terminal block is GLR43302SST.

The six-way female connector is used to integrate a 433MHz receiver onto a printed circuit board. The six-way male connector is soldered onto the printed circuit board, requiring a 433 MHz receiver.



Options Available



Customised Software

Custom output modes can be programmed to do special functions. Call Elsema for more details.

Code Programming

For code programming, please refer to the separate programming instructions.

Output Modes

Output on the receiver can function in either momentary or latching mode. By default the mode is set to momentary. Modes selectable from the 2-way dipswitch. Dipswitch 1 corresponds to channel 1 output and dipswitch 2 corresponds to channel 2 output.

Factory Default = Momentary

Momentary - Output is active for as long as the transmitter button is pressed.

This is a standard mode on most automatic gates or garage door openers.

Latching - Output remains active until next press of the transmitter button.











Similar to switching "on" and "off" a light.

Security Latching - Output remains active until power to the receiver is removed. Similar to security alarms and fire alarms. To activate the security latching mode, a link needs to be soldered into the hole marked as latching.

Unique Code System

The microcontroller EEPROM allows large volume users to have a unique code. This enables Elsema to offer everyone "your own" radio control.

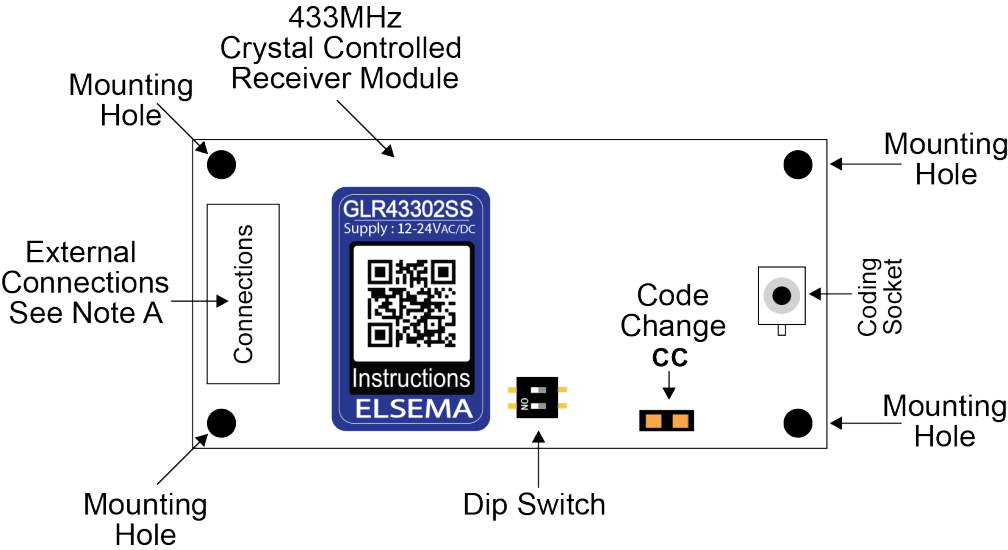
Products in the Range

				
GLR43301 1-Channel	GLR43301240 1-Channel, 240V	GLR43302 2-Channel	GLR43302240 2-Channel, 240V	GLR4330412 4-Channel, 12 - 24V
				
GLR43304240 4-Channel, 240V	GLR43308 8-Channel	GLR43308R 8-Channel Relay Output	GLR43302SS Receiver with 6-way female connector	GLR43302SST Receiver with terminal block

Technical Data

Supply Voltage	7.5 to 28.0 Volts DC. Supply lines should be less than 3 metres long to comply with radio frequency authorities.
Current Consumption	11 mA on standby at 12 VDC supply
Receiving Freq	433.920MHz
Operating Temperature Range	-5 to 50°C
Outputs	GLR43302SS(T): Two Open Collector Output
Connections	GLR43302SS: Female connector, the male connector can be soldered to a printed circuit board. GLR43302SST: Five way screw type terminal block
Antenna	Elsema's ANT433MHz series antennas or piece of approximately 690 mm long wire for short range applications.
Dimensions	88 X 43 X 15 mm
Mounting hole size	3.97 mm or 5/32"
Mounting Hole Spacing	Length 81.28 mm (3.2"), Width 35.56 mm (1.4")
Useable Transmitters	All Elsema Type 433MHz GLT-... series

Block Diagram



Note A
Available with Molex female connector for PCB mounting (GLR43302SS)
or 5 - Way Screw Type terminal block (GLR43302SST)

Molex female connection

- ☐ Channel 1 Open collector output
- ☐ + Vcc Positive Supply
- ☐ Antenna
- ☐ Channel 2 Open collector output
- ☐ Gnd
- ☐ Gnd

5 - Way screw type terminal block

- ☒ Channel 1 Open collector output
- ☒ + Vcc Positive Supply
- ☒ Antenna
- ☒ Channel 2 Open collector output
- ☒ Gnd

* NC: Not Connected

Manufactured by

Elsema Pty Ltd
31 Tarlington Place, Smithfield
NSW 2164, Australia.
Ph: 02 9609 4668
Website: <http://www.elsema.com>