

iS1200LV, iS1200 & iS2000

High Speed Commercial Gates

SLIDING GATE OPENERS




-) High speed operator, faster than 20 metres per minute
-) All metal gearbox for longer life
-) Easy installation with Eclipse® control card
-) Designed and made in Australia
-) Battery backup (Optional)
-) Soft start and soft stop
-) Easy installation



Elsema's Eclipse®
Operating System



Vandal proof antenna for optimum operating range and 3 x PentaFOB® **included in the kit.**

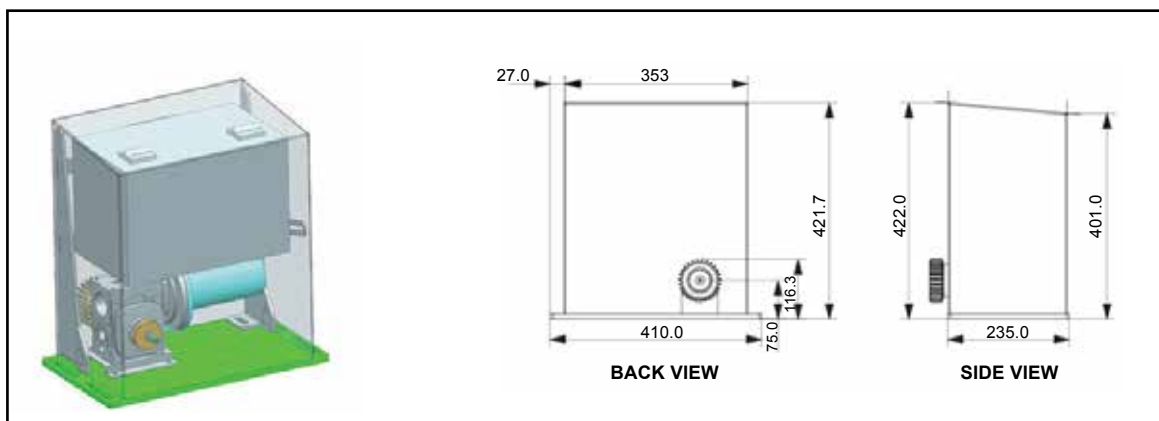


TECHNICAL DATA

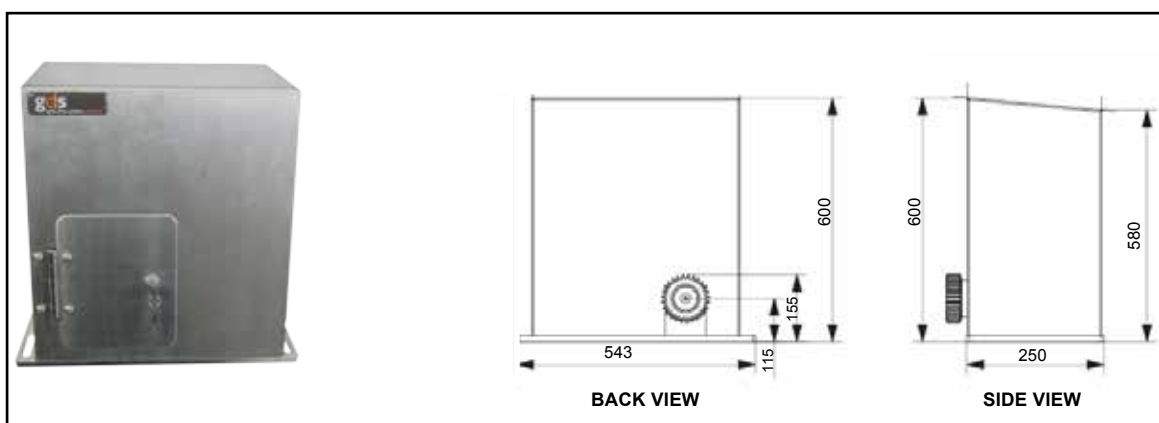
Model	iS1200LV	iS1200	iS2000
Power supply	240 Volts AC	240 Volts AC	240 Volts AC
Motor voltage	24 Volts DC	240 Volts 3 Phase	240 Volts 3 Phase
Max gate weight	800kg on level ground	1,000kg on level ground	2,000kg on level ground
Max absorbed power	120 Watts	250 Watts	750 Watts
Nominal input current	3 Amps	3 Amps	10 Amps
Motor speed	22 metres per minute	27 metres per minute	38 metres per minute
Duty cycle	60%	100%	100%
Backup battery	2 x 2.6Ah Battery	-	-
Operating temperature	-20°C - +50°C	-20°C - +50°C	-20°C - +50°C

Dimensions

iS1200LV/iS1200



iS2000



Accessories (Sold separately)




Pre-made vehicle detection loops. Direct burial or saw cut



Long range reflector type photo electric beam



Safety Bump Strip



Nylon Gear Racks GR-4

Optional Accessories



PentaCODE® Keypad

Wireless keypad compatible with Penta receivers



GSM Gate Opener

Open your gate with your mobile phone for free!



Magnetic Lock

-) 12 or 24 Volts DC
-) Waterproof
-) 270Kg or 650Kg



PentaFOB® Programmer

Add, edit or delete or backup individual PentaFOB® remotes



Vehicle Detector

-) 12, 24 or 240 Volts
-) 1 or 2 loops
-) Medium or high sensitivity



Flashing Lights

-) 12 or 24 Volts DC
-) Red, Blue & Amber
-) 90 Flashes \ min