

# GLT2716

2-Stroke 16-Channel Gigalink Transmitter

## Features

- 16-Channel transmitter
- Range up to 350m
- High reliability, low current consumption, great flexibility

## Applications

- Allowing the user to combine up to 16 receiver channels to one transmitter

## Description

The GLT2716 is a 2-stroke 16-channel transmitter. This means that the transmitter can be programmed with 16-channels, each channel having two numbers assigned. For example, channel 1 could be programmed to number 24. This would require the user to press button number 2 and then 4 to activate channel 1.

*This transmitter is used in applications where the user will need to press the button twice to activate the channel. If you have the transmitter in your pocket you may squeeze the transmitter button resulting in a false activation. By using 2-strokes on the keypad this is greatly reduced since two button actions need to occur in quick succession.*

During programming both buttons must be pressed sequentially.

## Single Code Programming

This is used for programming one channel at a time to the transmitter. Single code programming can be achieved by following the steps below:

**Step 1 :** Check to see if power is connected to the GIGALINK™ receiver.

**Step 2 :** Select the receiver channel, to be programmed, by setting the dip switch on the receiver. Refer to receiver setup instruction for correct dip switch setting.

**Step 3:** Connect the transmitter to the receiver by inserting the GIGALINK™ cable into the 2.5-mm sockets. This will activate the programming mode and is indicated by the red light (LED) on the transmitter that must remain “on”.

**Step 4 :** Press first then the second button sequentially (Both buttons should be pressed within 1 second of each other) on the transmitter, LED should blink twice to confirm code programming and then switch “off”.

**Step 5 :** Disconnect GIGALINK™ cable. The selected channel on the transmitter is ready to be used.

Steps 1 to 4 can be repeated to program another transmitter channel.












## Operating Distance

An operating distance (in conjunction with our GLR series receivers) of 350 metres is possible. The operating distance depends upon the receiver antenna and location. An independent test revealed the following ranges:

Range (Metres)	Receiver Antenna	Receiver Type
50	250 mm Long Wire	GLR....
200	1000 mm Long Wire	GLR....
350	ANT27M	GLR....

Range tests were done in an open area test site with line-of-sight operation and the receiver antenna wire was fixed vertically, away from any metal objects.

## Products in the Range

				
<b>GLT2700</b> Transmitter	<b>GLT2701</b> 1-Channel	<b>GLT2702</b> 2-Channel	<b>GLT2703</b> 3-Channel	<b>GLT2704</b> 4-Channel
				<i>NL: No label The Elsema Label is absent.</i>
<b>GLT2708</b> 8-Channel	<b>GLT2716</b> 2-Stroke, 16-Channel	<b>GLT2700NC</b> Transmitter, No Case Option Pin header	<b>GLT2708NC</b> 8-Channel, No Case	

## Technical Data

Power Supply	9V Battery (Applied to the battery clip)
Current Consumption	Max 45mA at 8VDC supply (Only when transmitting)
Standby Current	10uA (Typical)
Transmission Modes	Burst: Transmits one 640ms burst for each channel activation, even if channel is activated for less than 640ms
Battery Monitor	LED flashes at 1Hz, during transmission, when battery voltage is at 6.5V (flat 9V battery)
Operating Freq	27.195MHz (Other frequencies available: 27.045, 27.145 & 27.455MHz. NB. 27.455MHz is available for Europe Only)
Carrier Freq Tolerance	Crystal controlled 30 parts per million
Operating Temperature Range	-5 to 50°C
Radiated RF Power Output	76.5 dBuV/m at 3m
Antenna	Built-in 50mm long dilec rod
Type of Emission	Narrow-bandwidth Frequency Modulation (5K00F1D)
Freq Deviation Limiting	1600 - 1900Hz non-return to zero
Modulation Freq	1.8kHz (0.56 ms/bit) (15% tolerance)
Spurious Transmission	At least -60dB / carrier
Necessary Bandwidth	±2.5kHz
Digital Coding System	Microcontroller based 96-bit word
Code Combination	4,294,967,296
Digital Channels	16 channels. Each channel has 2 numbers assigned
Dimension	81 x 56 x 24mm
Weight	51g excluding battery
Useable Receivers	GLR... series
Useable Operating Range	Up to 350m; depending on receiver antenna and location

## Customised labels

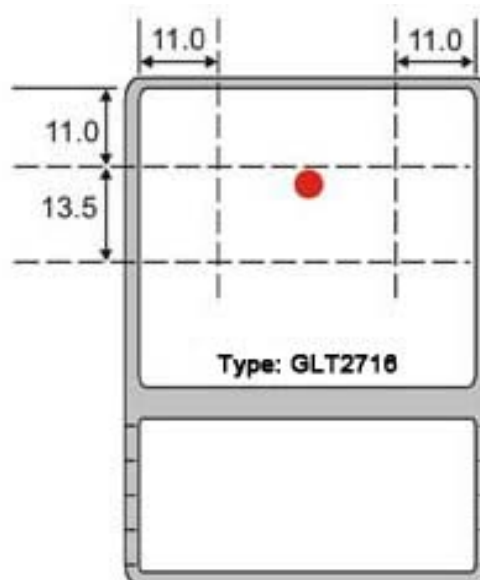
Customers can also fit their custom made labels.

Customers who wish to have their own membranes can email us their designs.

Send your designs to [mem@elsema.com](mailto:mem@elsema.com)

You can have your own company logo and specific text printed on the membranes. e.g. Up, Down, Right and Left or Start, Stop etc.

The minimum quantity for custom membranes is 10 pieces per order



---

## REGULATORY COMPLIANCE STATEMENTS

### **American Users**

This device complies with Part 15 of the FCC Rules. Operation is subject to the following two conditions:

- (1) This device may not cause harmful interference and
- (2) This device must accept any interference received, including interference that may cause undesired operation.

### **FCC Notice**

This device has been tested and found to comply with the limits for a Class B digital device, pursuant to Part 15 of the FCC Rules. These limits are designed to provide reasonable protection against harmful interference in a residential installation. This device generates, uses, and can radiate radio frequency energy and, if installed and used in accordance with the instruction, may cause harmful interference to radio communications. However, there is no guarantee that interference will not occur in a particular installation. If this device does cause harmful interference to radio or television reception, the user is encouraged to try to correct the interference by one or more of the following measures:

- Reorient or relocate the receiving antenna.
- Increase the separation between the computer and receiver.
- Connect the computer into an outlet on a circuit different from that to which the receiver is connected.
- Consult the dealer or an experienced radio/TV technician for help.

Caution: Any changes or modifications not expressly approved by the grantee of this device could void the user's authority to operate the equipment.

### **Canadian Users**

This Class [B] digital apparatus meets all requirements of the Canadian Interference-Causing Equipment Regulations.

Cet appareil numérique de la classe [B] respecte toutes les exigences du Règlement sur le matériel brouilleur du Canada.

### **European Users**

This information Technology Equipment has been tested and found to comply with the following European directives:

- ETS 300 683
- I-ETS 300 220

### **Australian and New Zealand Users**

This device has been tested and found to comply with the limits for a Class [B] digital device, pursuant to the Australian/New Zealand standard AS 4268.2 (1995) set out by the Spectrum Management Agency.