



## Steps to case Elsemas FMT...Series Transmitters


1. Coil up the buzzer wire around the buzzer.




2. Slide the buzzer under the insulator and into the buzzer space.




3. Make sure that the buzzer wire is on the side of the insulator and the buzzer remains in its slot.



- Slide the card so that it goes into the slot in the front of the case. Making sure that the buzzer remains in its slot.



- Press down the card so that the hole goes into the slots at the back.



- While putting the back case make sure the battery wire is on the inside of the stud

